

SERIE

A

CILINDRI COMPATTI UNITOP

UNITOP COMPACT CYLINDERS

ARTEC®

PNEUMATIC COMPONENTS

WC BRANHAM®

SOLUTIONS IN MOTION

Exclusive USA and Canada Distributor

Tele 1.715.426.2000 | AskWCB@WCBranham.com

CARATTERISTICHE TECNICHE - *TECHNICAL CHARACTERISTICS*	
Pressione di esercizio ***Working pressure***	1 ÷ 10 bar (doppio effetto - *double acting*) 2 ÷ 10 bar (semplice effetto - *single acting*)
Temperatura di esercizio ***Working temperature***	0 ÷ +80°C (-20°C con aria secca - *with dry air*) 0 ÷ +150°C (con guarnizioni per alte temperature - *with high temperature seals*)
Versioni - ***Versions***	semplice effetto - doppio effetto - antirotazione - stelo passante *single acting - double acting - anti-rotation - double rod*
Alesaggi - ***Bores***	ø 12 - 16 - 20 - 25 - 32 - 40 - 50 - 63 - 80 - 100
Corse - ***Strokes***	vedere tabelle corse standard - *see standard stroke tables*
Fluido - ***Fluid***	aria compressa filtrata, non lubrificata - *compressed filtered, non lubricated air*

CARATTERISTICHE COSTRUTTIVE - *CONSTRUCTIVE CHARACTERISTICS*		
(1)	**Stelo** - ***Rod***	acciaio inox AISI 303 - *stainless steel AISI 303*
(2) (9)	**Guarnizioni** - ***Seals***	poliuretano - *polyurethane*
(3)	**Boccola** - ***Bush***	acciaio+PTFE - *steel+PTFE*
(4) (10)	**Testate** - ***Covers***	alluminio anodizzato - *anodized aluminium*
(5)	**O-ring**	NBR
(6)	**Tubo** - ***Tube***	alluminio anodizzato - *anodized aluminium*
(7)	**Pistone** - ***Piston***	alluminio - *aluminium*
(8)	**Magnete** - ***Magnet***	ø 12 ÷ 32 neodimio - *neodymium alloy* ø 40 ÷ 100 plastoferrite - *rubber magnet*
	Viti - ***Screws***	acciaio zincato - *zinc coated steel*
	Molla - ***Spring***	acciaio - *steel*
	Paracolpo - ***Bumper***	poliuretano - *polyurethane*

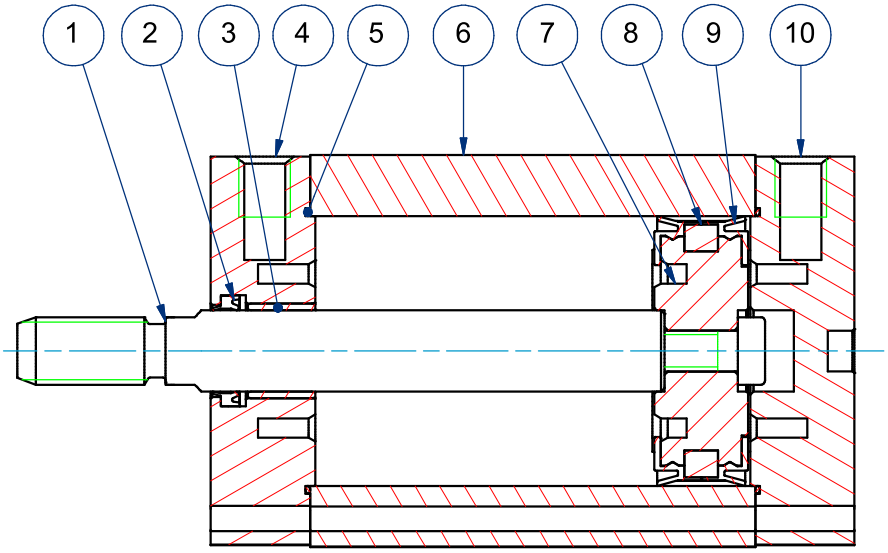

CHIAVE DI CODIFICA

KEY CODE

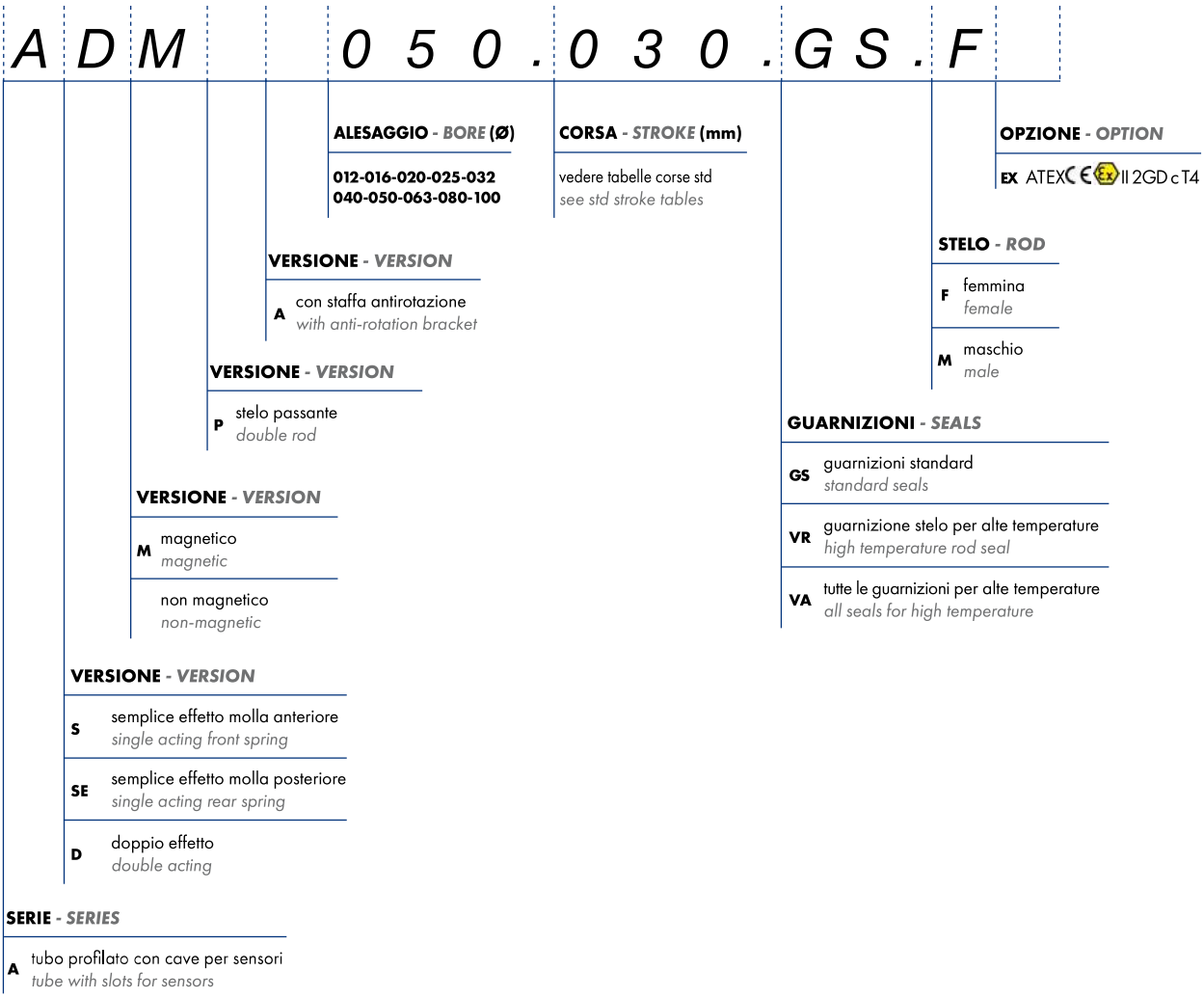

SERIE A

ESECUZIONI A RICHIESTA - *ON REQUEST*

Stelo forato - *Hollow rod*

Stelo prolungato (W) - *Extended rod (W)*

Filetti speciali (dado stelo non fornito) - *Special thread (without rod nut)*

ATEX II 2GD c T4

FORZE TEORICHE DI TRAZIONE (P=6bar)

THEORETICAL FORCES OF TRACTION (P=6bar)

		ø	012-016	020	025	032	040	050	063	080	100
ADM	SPINTA *THRUST*	[N]	121	189	295	483	753	1.178	1.870	3.016	4.712
	TRAZIONE *TRACTION*	[N]	90	141	247	415	686	1.057	1.750	2.827	4.524
ADMA	SPINTA *THRUST*	[N]	121	189	295	483	753	1.178	1.870	3.016	4.712
	TRAZIONE *TRACTION*	[N]	90	141	247	415	686	1.057	1.750	2.827	4.524
ADMP	SPINTA *THRUST*	[N]	90	141	247	415	686	1.057	1.750	2.827	4.524
	TRAZIONE *TRACTION*	[N]	90	141	247	415	686	1.057	1.750	2.827	4.524
ADMPA	SPINTA *THRUST*	[N]	90	141	247	415	686	1.057	1.750	2.827	4.524
	TRAZIONE *TRACTION*	[N]	90	141	247	415	686	1.057	1.750	2.827	4.524

DIAGRAMMA TEORICO CARICO AMMISSIBILE

THEORETICAL ALLOWABLE LOAD

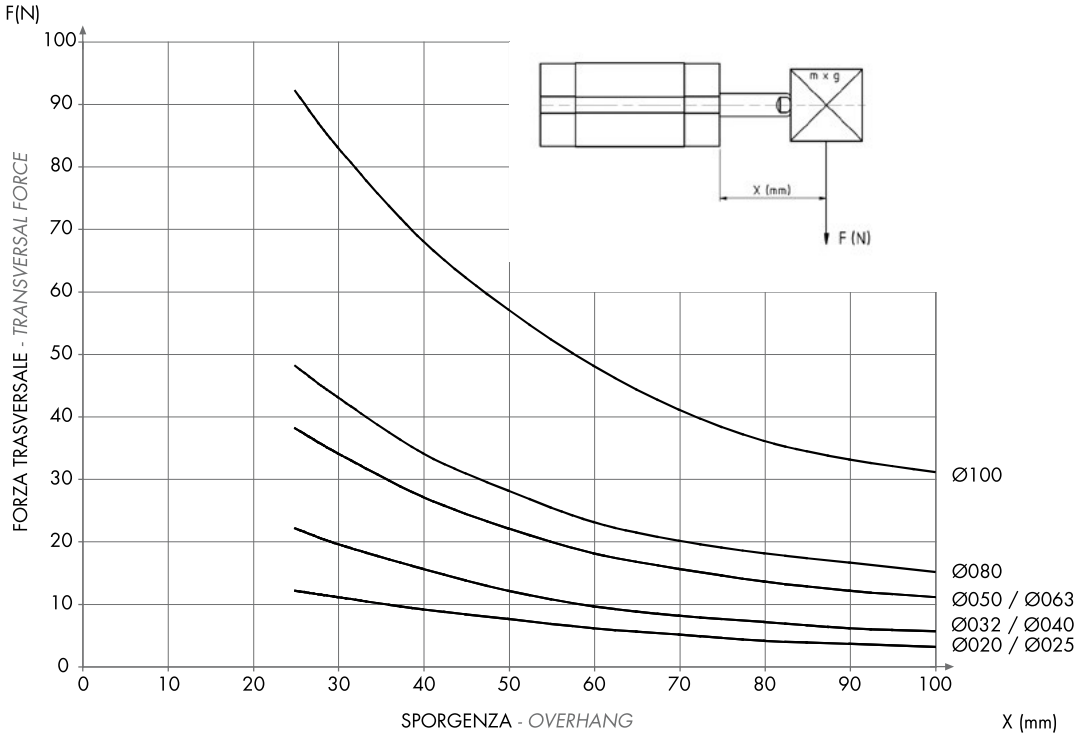

DIAGRAMMA TEORICO CARICO AMMISSIBILE

THEORETICAL ALLOWABLE LOAD

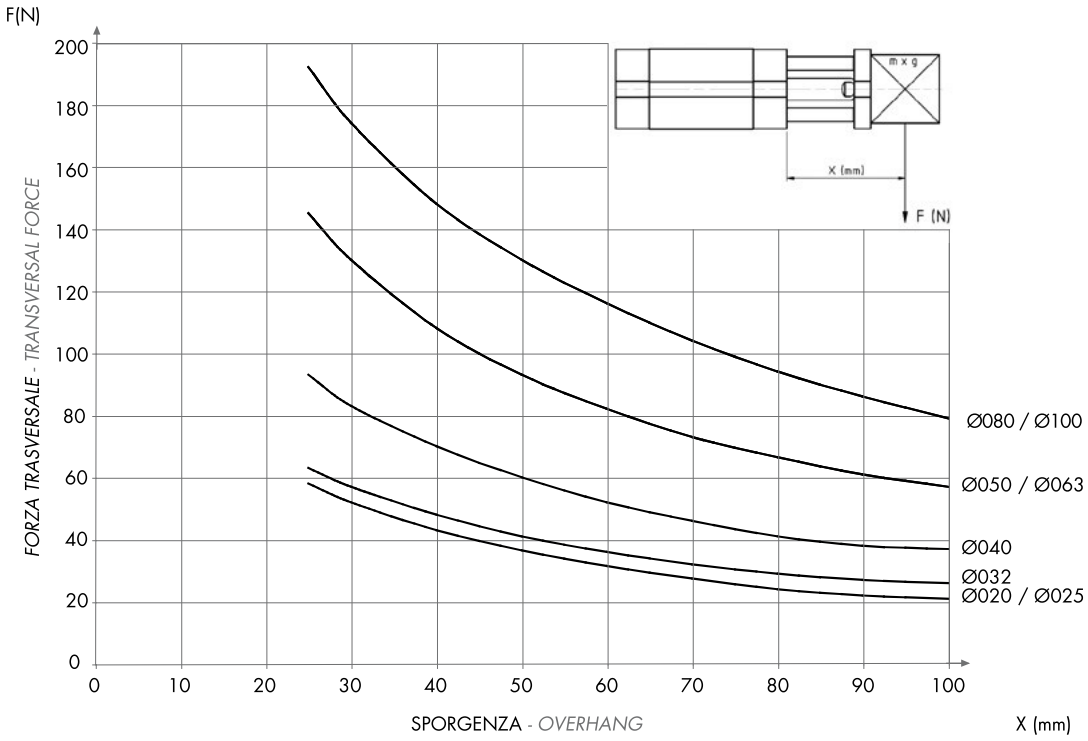

DIAGRAMMA TEORICO CARICO AMMISSIBILE

THEORETICAL ALLOWABLE LOAD

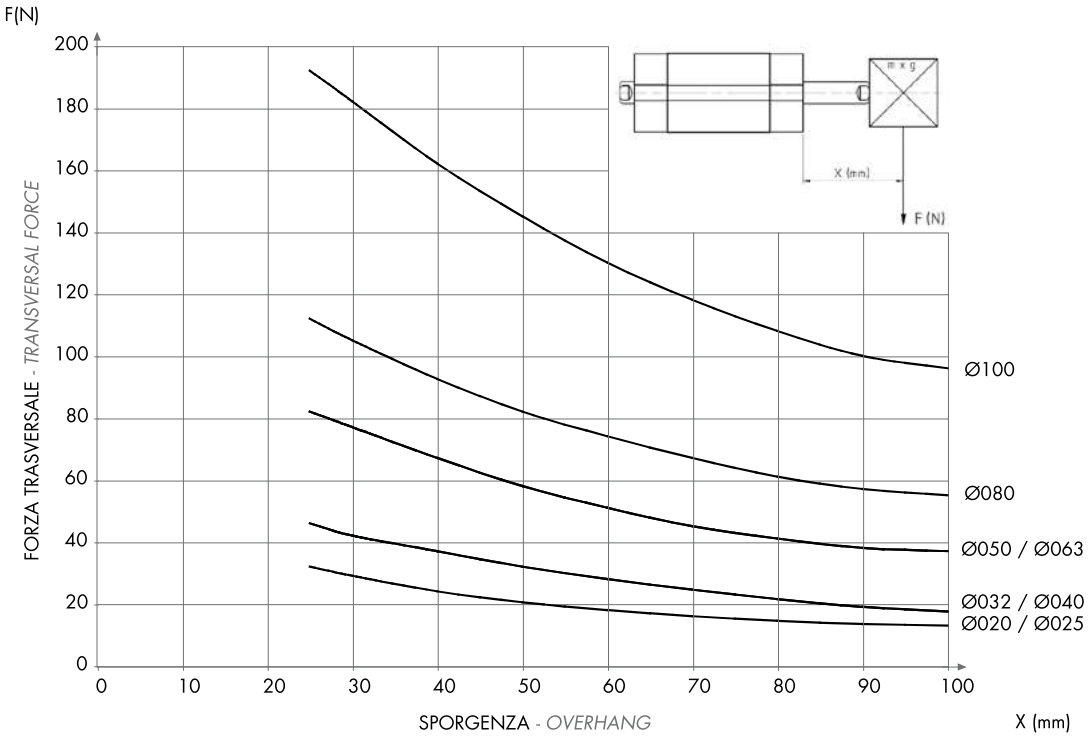

DIAGRAMMA TEORICO COPPIA AMMISSIBILE

THEORETICAL ALLOWABLE TORQUE

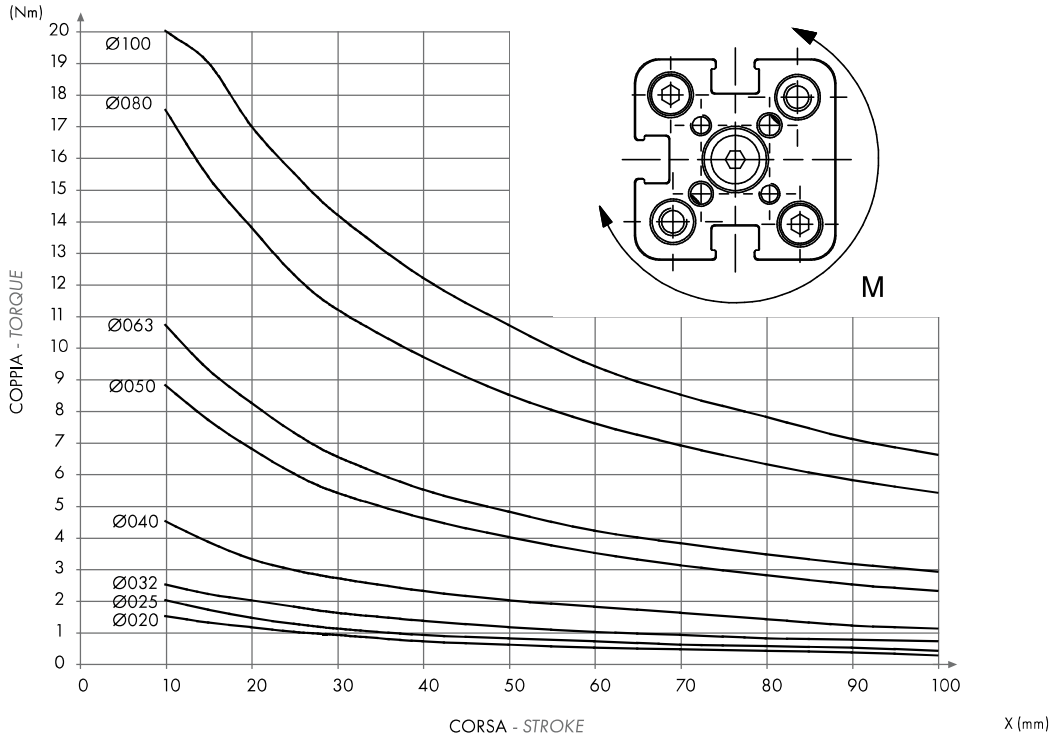

SEMPLICE EFFETTO MAGNETICO - MOLLA ANTERIORE

SINGLE ACTING MAGNETIC - FRONT SPRING

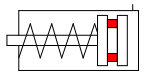

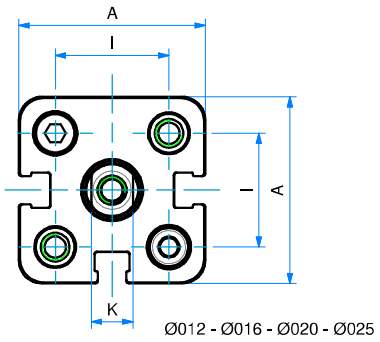

Ø012 - Ø016 - Ø020 - Ø025

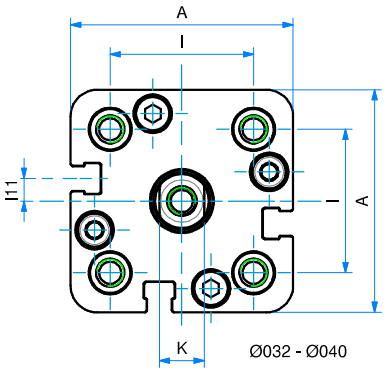

Ø032 - Ø040

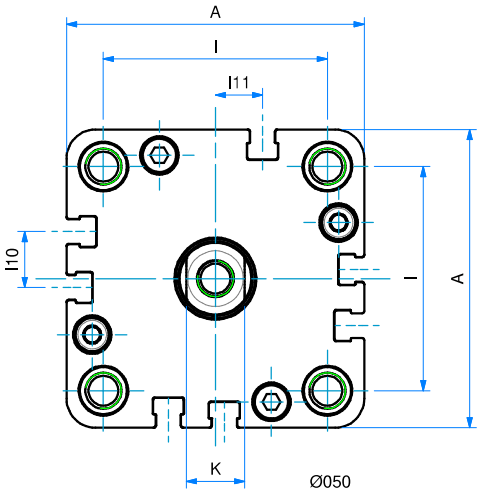

Ø050

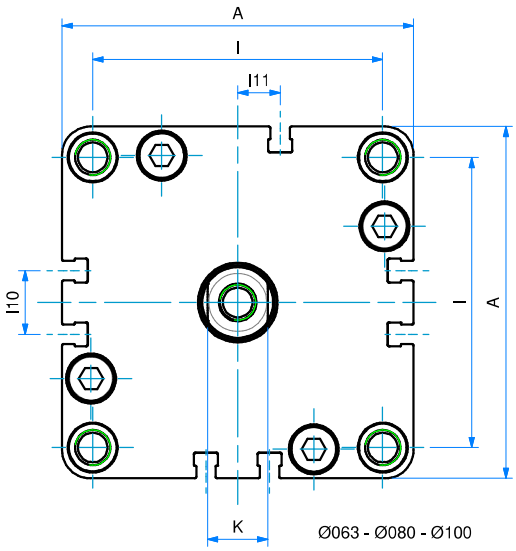

Ø063 - Ø080 - Ø100

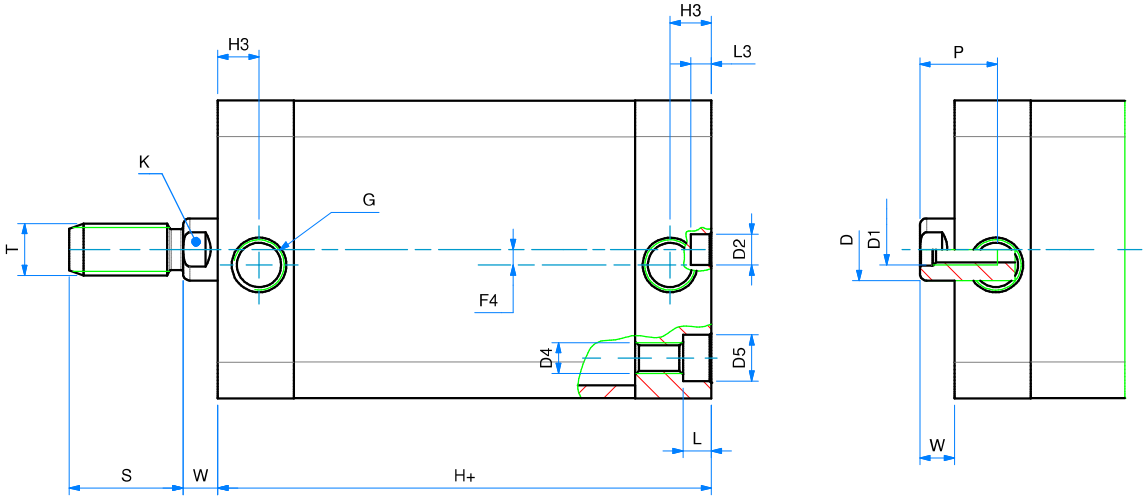

SEMPLICE EFFETTO MAGNETICO - MOLLA ANTERIORE

SINGLE ACTING MAGNETIC - FRONT SPRING

DIMENSIONI - *DIMENSIONS*

ø	012	016	020	025	032	040	050	063	080	100
A	29	29	36	40	50	58	67	80	100	124
ø D	6	8	10	10	12	12	16	16	20	25
D1	M3	M4	M5	M5	M6	M6	M8	M8	M10	M12
ø D2	6	6	6	6	6	6	6	8	8	8
D4	M4	M4	M5	M5	M6	M6	M8	M10	M10	M10
ø D5	6	6	7,5	7,5	9	9	10,5	13,5	13,5	13,5
F4	-	-	-	-	4	3	-	-	-	-
G	M5	M5	M5	M5	G1/8	G1/8	G1/8	G1/8	G1/8	G1/4
H+	38*	38*	38*	39,5*	44,5*	45,5*	45,5*	50*	56*	66,5*
H3	8	8	8	8	8	8	8	8	8,5	10,5
I	18	18	22	26	32	42	50	62	82	103
I10	-	-	-	-	-	-	12,5	14	18	35
I11	-	-	-	-	5	3	10,5	12	12	17,5
K	5	6	8	8	10	10	13	13	17	22
L	3,5	3,5	4,5	4,5	5,5	5,5	6,5	8,5	8,5	8,5
L3	4	4	4	4	4	4	4	4	4	4
P	8	11	12	12	15	15	17	17	17	22
S	16	20	22	22	22	22	24	24	32	40
T	M6	M8	M10x1,25	M10x1,25	M10x1,25	M10x1,25	M12x1,25	M12x1,25	M16x1.5	M20x1.5
W	4,5	4,5	4,5	5,5	6	6,5	7,5	7,5	8	10

+ = aggiungere lunghezza corsa (mm) - *add stroke length (mm)*

* per corse - *for strokes* 035 - 040 - 050 - 060:

ASM 012 - 016 - 020 aggiungere - *add* +10 mm

ASM 025 - 032 - 040 - 050 - 063 aggiungere - *add* +20 mm

ASM 080 - 100 aggiungere - *add* +30 mm

ø	CORSE STANDARD - *STANDARD STROKES*
012	5 - 10 - 15 - 20 - 25 - 30 - 35 - 40 - 50 - 60
016	5 - 10 - 15 - 20 - 25 - 30 - 35 - 40 - 50 - 60
020	5 - 10 - 15 - 20 - 25 - 30 - 35 - 40 - 50 - 60
025	5 - 10 - 15 - 20 - 25 - 30 - 35 - 40 - 50 - 60
032	5 - 10 - 15 - 20 - 25 - 30 - 35 - 40 - 50 - 60
040	5 - 10 - 15 - 20 - 25 - 30 - 35 - 40 - 50 - 60
050	5 - 10 - 15 - 20 - 25 - 30 - 35 - 40 - 50 - 60
063	5 - 10 - 15 - 20 - 25 - 30 - 35 - 40 - 50 - 60
080	5 - 10 - 15 - 20 - 25 - 30 - 35 - 40 - 50 - 60
100	5 - 10 - 15 - 20 - 25 - 30 - 35 - 40 - 50 - 60

SEMPLICE EFFETTO MAGNETICO - MOLLA POSTERIORE

SINGLE ACTING MAGNETIC - REAR SPRING

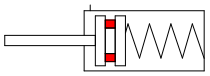

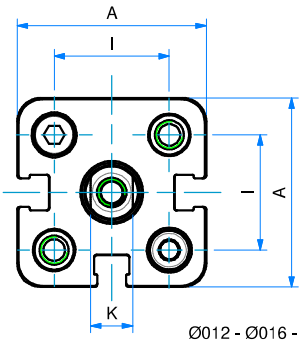

Ø012 - Ø016 - Ø020 - Ø025

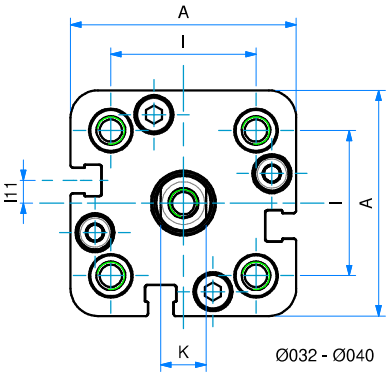

Ø032 - Ø040

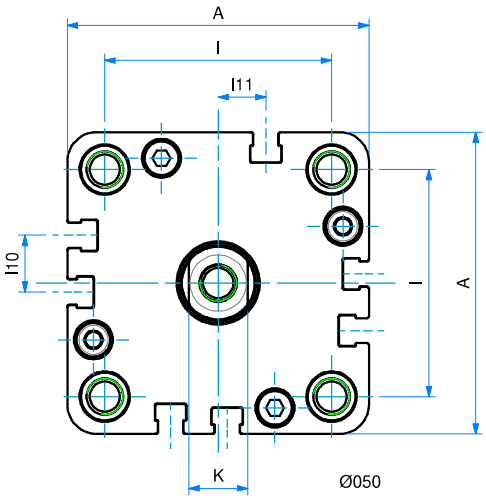

Ø050

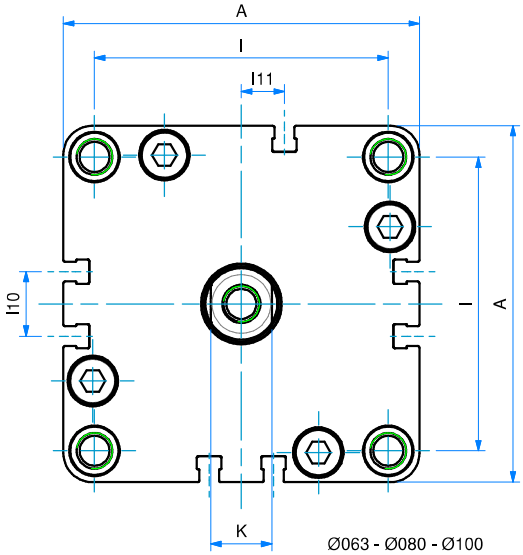

Ø063 - Ø080 - Ø100

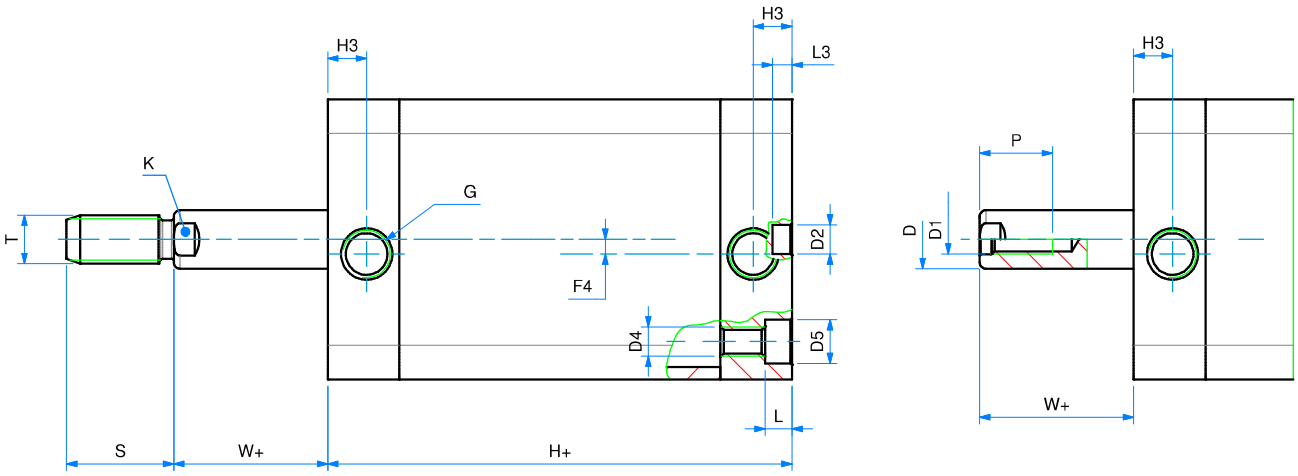

SEMPLICE EFFETTO MAGNETICO - MOLLA POSTERIORE

SINGLE ACTING MAGNETIC - REAR SPRING

DIMENSIONI - *DIMENSIONS*

ø	012	016	020	025	032	040	050	063	080	100
A	29	29	36	40	50	58	67	80	100	124
ø D	6	8	10	10	12	12	16	16	20	25
D1	M3	M4	M5	M5	M6	M6	M8	M8	M10	M12
ø D2	6	6	6	6	6	6	6	8	8	8
D4	M4	M4	M5	M5	M6	M6	M8	M10	M10	M10
ø D5	6	6	7,5	7,5	9	9	10,5	13,5	13,5	13,5
F4	-	-	-	-	4	3	-	-	-	-
G	M5	M5	M5	M5	G1/8	G1/8	G1/8	G1/8	G1/8	G1/4
H+	38*	38*	38*	39,5*	44,5*	45,5*	45,5*	50*	56*	66,5*
H3	8	8	8	8	8	8	8	8	8,5	10,5
I	18	18	22	26	32	42	50	62	82	103
I10	-	-	-	-	-	-	12,5	14	18	35
I11	-	-	-	-	5	3	10,5	12	12	17,5
K	5	6	8	8	10	10	13	13	17	22
L	3,5	3,5	4,5	4,5	5,5	5,5	6,5	8,5	8,5	8,5
L3	4	4	4	4	4	4	4	4	4	4
P	8	11	12	12	15	15	17	17	17	22
S	16	20	22	22	22	22	24	24	32	40
T	M6	M8	M10x1,25	M10x1,25	M10x1,25	M10x1,25	M12x1,25	M12x1,25	M16x1.5	M20x1.5
W+	4,5	4,5	4,5	5,5	6	6,5	7,5	7,5	8	10

+ = aggiungere lunghezza corsa (mm) - *add stroke length (mm)*

* per corse - *for strokes* 035-040-050-060:

ASEM 012 - 016 - 020 - 025 - 032 - 040 - 050 - 063 aggiungere - *add* +10 mm

ASEM 080 - 100 aggiungere - *add* +20 mm

ø	CORSE STANDARD - *STANDARD STROKES*
012	5 - 10 - 15 - 20 - 25 - 30 - 35 - 40 - 50 - 60
016	5 - 10 - 15 - 20 - 25 - 30 - 35 - 40 - 50 - 60
020	5 - 10 - 15 - 20 - 25 - 30 - 35 - 40 - 50 - 60
025	5 - 10 - 15 - 20 - 25 - 30 - 35 - 40 - 50 - 60
032	5 - 10 - 15 - 20 - 25 - 30 - 35 - 40 - 50 - 60
040	5 - 10 - 15 - 20 - 25 - 30 - 35 - 40 - 50 - 60
050	5 - 10 - 15 - 20 - 25 - 30 - 35 - 40 - 50 - 60
063	5 - 10 - 15 - 20 - 25 - 30 - 35 - 40 - 50 - 60
080	5 - 10 - 15 - 20 - 25 - 30 - 35 - 40 - 50 - 60
100	5 - 10 - 15 - 20 - 25 - 30 - 35 - 40 - 50 - 60

DOPPIO EFFETTO MAGNETICO

DOUBLE ACTING MAGNETIC

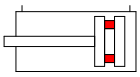

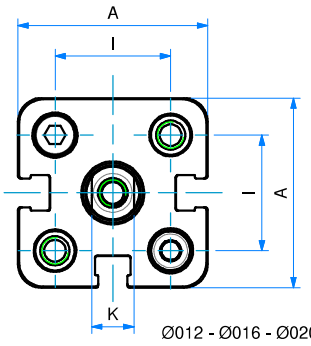

Ø012 - Ø016 - Ø020 - Ø025

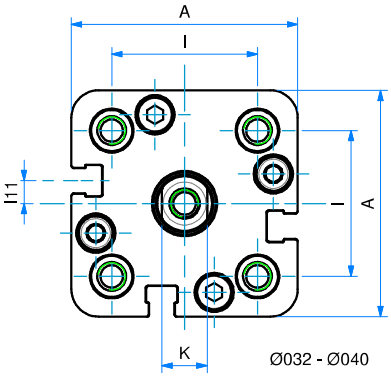

Ø032 - Ø040

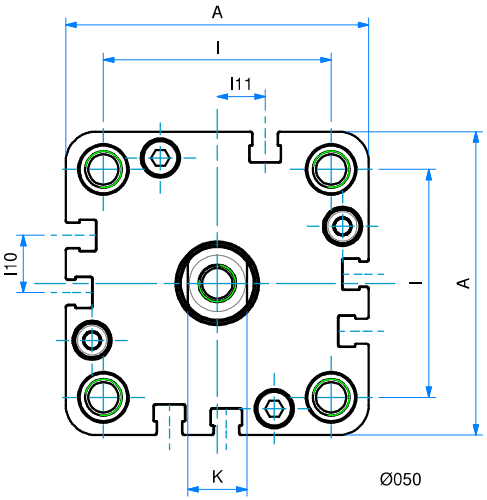

Ø050

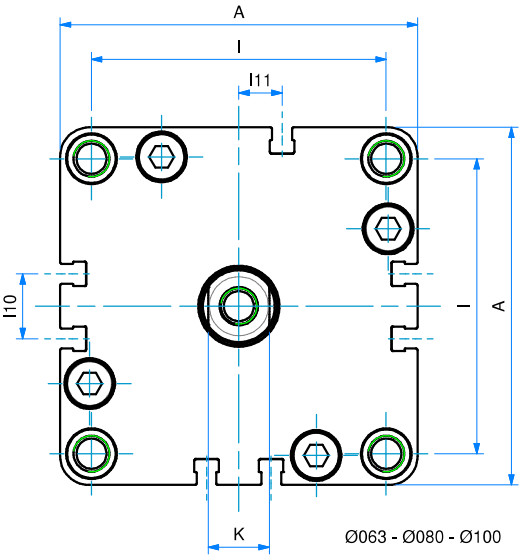

Ø063 - Ø080 - Ø100

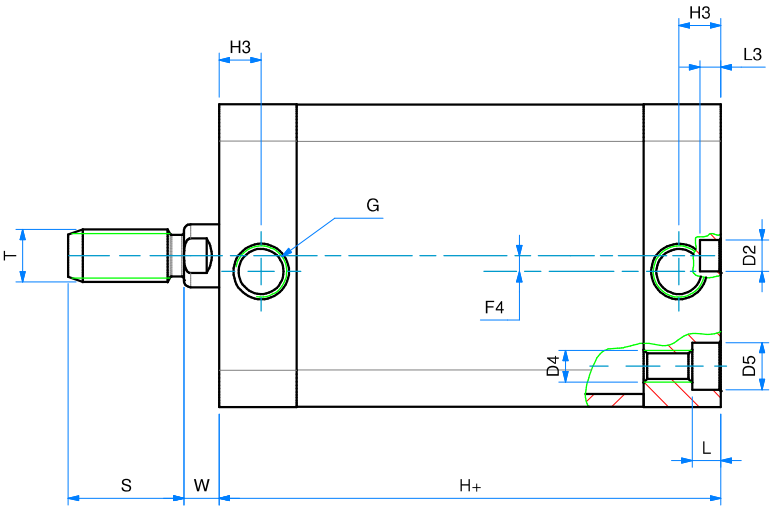

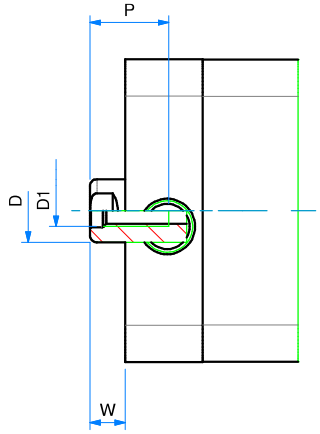

DOPPIO EFFETTO MAGNETICO

DOUBLE ACTING MAGNETIC

DIMENSIONI - *DIMENSIONS*

ø	012	016	020	025	032	040	050	063	080	100
A	29	29	36	40	50	58	67	80	100	124
ø D	6	8	10	10	12	12	16	16	20	25
D1	M3	M4	M5	M5	M6	M6	M8	M8	M10	M12
ø D2	6	6	6	6	6	6	6	8	8	8
D4	M4	M4	M5	M5	M6	M6	M8	M10	M10	M10
ø D5	6	6	7,5	7,5	9	9	10,5	13,5	13,5	13,5
F4	-	-	-	-	4	3	-	-	-	-
G	M5	M5	M5	M5	G1/8	G1/8	G1/8	G1/8	G1/8	G1/4
H+	38	38	38	39,5	44,5	45,5	45,5	50	56	66,5
H3	8	8	8	8	8	8	8	8	8,5	10,5
I	18	18	22	26	32	42	50	62	82	103
I10	-	-	-	-	-	-	12,5	14	18	35
I11	-	-	-	-	5	3	10,5	12	12	17,5
K	5	6	8	8	10	10	13	13	17	22
L	3,5	3,5	4,5	4,5	5,5	5,5	6,5	8,5	8,5	8,5
L3	4	4	4	4	4	4	4	4	4	4
P	8	11	12	12	15	15	17	17	17	22
S	16	20	22	22	22	22	24	24	32	40
T	M6	M8	M10x1,25	M10x1,25	M10x1,25	M10x1,25	M12x1,25	M12x1,25	M16x1.5	M20x1.5
W	4,5	4,5	4,5	5,5	6	6,5	7,5	7,5	8	10

+ = aggiungere lunghezza corsa (mm) - *add stroke length (mm)*

ø	CORSE STANDARD - *STANDARD STROKES*
012	5 - 10 - 15 - 20 - 25 - 30 - 40 - 50 - 60 - 70 - 75 - 80 - 90 - 100 - 125 - 160 - 200 - 250
016	5 - 10 - 15 - 20 - 25 - 30 - 40 - 50 - 60 - 70 - 75 - 80 - 90 - 100 - 125 - 160 - 200 - 250
020	5 - 10 - 15 - 20 - 25 - 30 - 40 - 50 - 60 - 70 - 75 - 80 - 90 - 100 - 125 - 160 - 200 - 250
025	5 - 10 - 15 - 20 - 25 - 30 - 40 - 50 - 60 - 70 - 75 - 80 - 90 - 100 - 125 - 160 - 200 - 250
032	5 - 10 - 15 - 20 - 25 - 30 - 40 - 50 - 60 - 70 - 75 - 80 - 90 - 100 - 125 - 160 - 200 - 250 - 300 - 350 - 400
040	5 - 10 - 15 - 20 - 25 - 30 - 40 - 50 - 60 - 70 - 75 - 80 - 90 - 100 - 125 - 160 - 200 - 250 - 300 - 350 - 400
050	5 - 10 - 15 - 20 - 25 - 30 - 40 - 50 - 60 - 70 - 75 - 80 - 90 - 100 - 125 - 160 - 200 - 250 - 300 - 350 - 400
063	5 - 10 - 15 - 20 - 25 - 30 - 40 - 50 - 60 - 70 - 75 - 80 - 90 - 100 - 125 - 160 - 200 - 250 - 300 - 350 - 400
080	5 - 10 - 15 - 20 - 25 - 30 - 40 - 50 - 60 - 70 - 75 - 80 - 90 - 100 - 125 - 160 - 200 - 250 - 300 - 350 - 400
100	5 - 10 - 15 - 20 - 25 - 30 - 40 - 50 - 60 - 70 - 75 - 80 - 90 - 100 - 125 - 160 - 200 - 250 - 300 - 350 - 400

DOPPIO EFFETTO MAGNETICO ANTIROTAZIONE

DOUBLE ACTING MAGNETIC ANTI-ROTATION

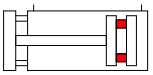



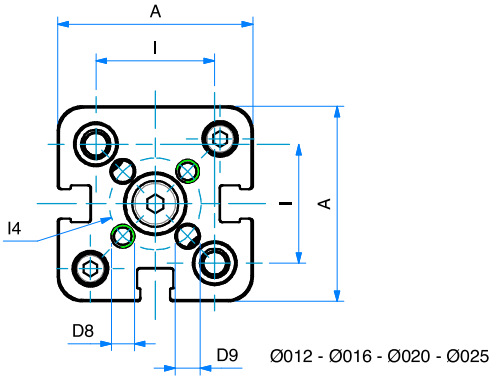

Ø012 - Ø016 - Ø020 - Ø025

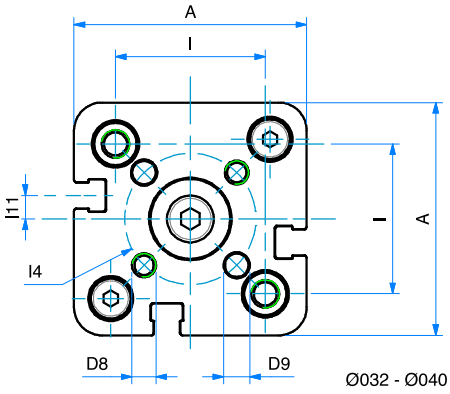

Ø032 - Ø040

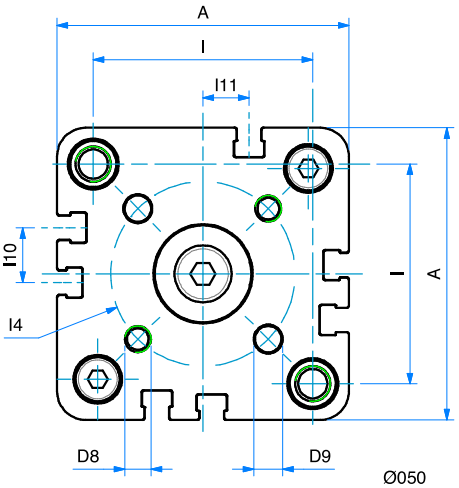

Ø050

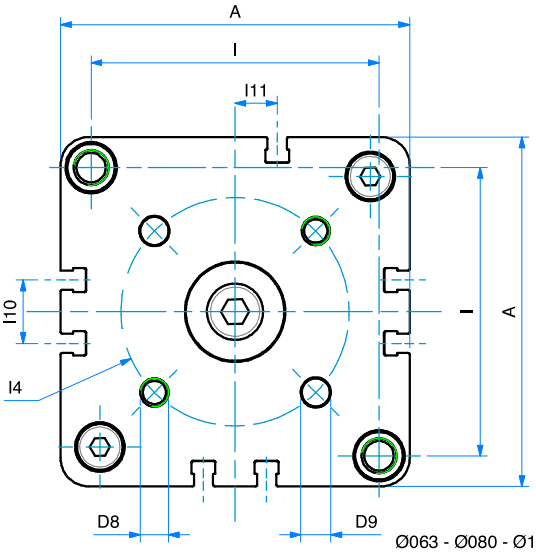

Ø063 - Ø080 - Ø100

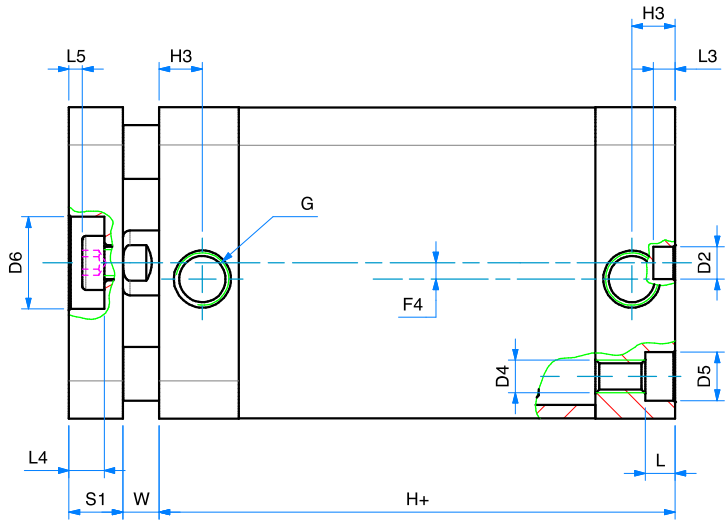

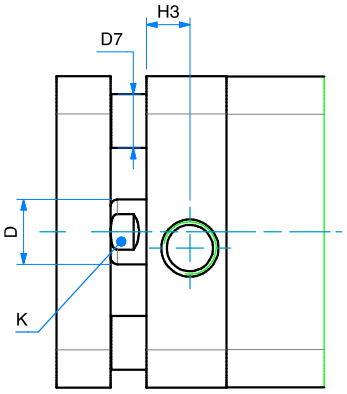

DOPPIO EFFETTO MAGNETICO ANTIROTAZIONE

DOUBLE ACTING MAGNETIC ANTI-ROTATION

DIMENSIONI - *DIMENSIONS*

ø	016	020	025	032	040	050	063	080	100
A	29	36	40	50	58	67	80	100	124
ø D	8	10	10	12	12	16	16	20	25
ø D2	6	6	6	6	6	6	8	8	8
D4	M4	M5	M5	M6	M6	M8	M10	M10	M10
ø D5	6	7,5	7,5	9	9	10,5	13,5	13,5	13,5
ø D6	9	11	14	17	17	22	22	28	30
ø D7	5	5	6	8	10	10	10	14	14
D8	M3	M4	M5	M5	M5	M6	M6	M8	M10
ø D9	3	4	5	5	5	6	6	8	10
F4	-	-	-	4	3	-	-	-	-
G	M5	M5	M5	G1/8	G1/8	G1/8	G1/8	G1/8	G1/4
H+	38	38	39,5	44,5	45,5	45,5	50	56	66,5
H3	8	8	8	8	8	8	8	8,5	10,5
I	18	22	26	32	42	50	62	82	103
I4	14	17	22	28	33	42	50	65	80
I10	-	-	-	-	-	12,5	14	18	35
I11	-	-	-	5	3	10,5	12	12	17,5
K	6	8	8	10	10	13	13	17	22
L	3,5	4,5	4,5	5,5	5,5	6,5	8,5	8,5	8,5
L3	4	4	4	4	4	4	4	4	4
L4	3,8	5	5	6,5	6,5	7,5	7,5	9	10
L5	1	1,5	1,5	2,5	2,5	2,5	2,5	3	3
S1	6	8	8	10	10	12	12	14	14
W	4,5	4,5	5,5	6	6,5	7,5	7,5	8	10

+ = aggiungere lunghezza corsa (mm) - *add stroke length (mm)*

ø	CORSE STANDARD - *STANDARD STROKES*
016	5 - 10 - 15 - 20 - 25 - 30 - 40 - 50 - 60 - 70 - 75 - 80 - 90 - 100 - 125 - 160 - 200
020	5 - 10 - 15 - 20 - 25 - 30 - 40 - 50 - 60 - 70 - 75 - 80 - 90 - 100 - 125 - 160 - 200
025	5 - 10 - 15 - 20 - 25 - 30 - 40 - 50 - 60 - 70 - 75 - 80 - 90 - 100 - 125 - 160 - 200
032	5 - 10 - 15 - 20 - 25 - 30 - 40 - 50 - 60 - 70 - 75 - 80 - 90 - 100 - 125 - 160 - 200 - 250 - 300 - 350 - 400
040	5 - 10 - 15 - 20 - 25 - 30 - 40 - 50 - 60 - 70 - 75 - 80 - 90 - 100 - 125 - 160 - 200 - 250 - 300 - 350 - 400
050	5 - 10 - 15 - 20 - 25 - 30 - 40 - 50 - 60 - 70 - 75 - 80 - 90 - 100 - 125 - 160 - 200 - 250 - 300 - 350 - 400
063	5 - 10 - 15 - 20 - 25 - 30 - 40 - 50 - 60 - 70 - 75 - 80 - 90 - 100 - 125 - 160 - 200 - 250 - 300 - 350 - 400
080	5 - 10 - 15 - 20 - 25 - 30 - 40 - 50 - 60 - 70 - 75 - 80 - 90 - 100 - 125 - 160 - 200 - 250 - 300 - 350 - 400
100	5 - 10 - 15 - 20 - 25 - 30 - 40 - 50 - 60 - 70 - 75 - 80 - 90 - 100 - 125 - 160 - 200 - 250 - 300 - 350 - 400

DOPPIO EFFETTO MAGNETICO STELO PASSANTE

DOUBLE ACTING MAGNETIC WITH DOUBLE ROD

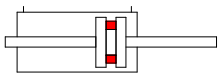

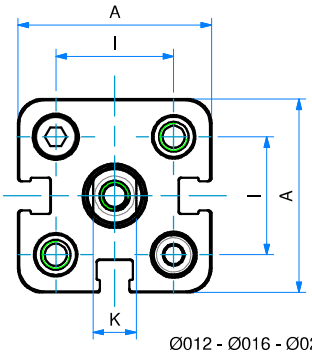

Ø012 - Ø016 - Ø020 - Ø025

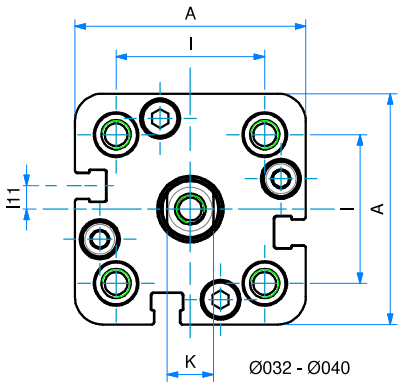

Ø032 - Ø040

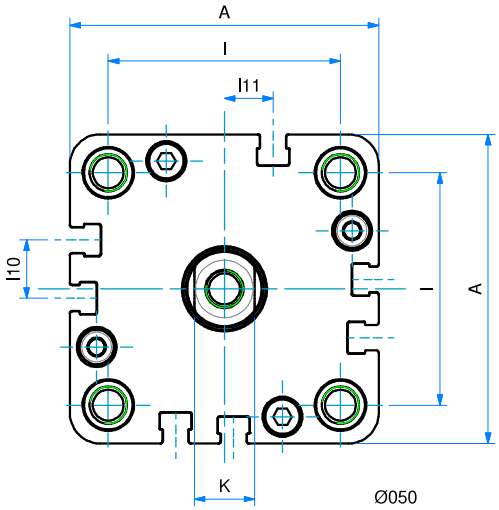

Ø050

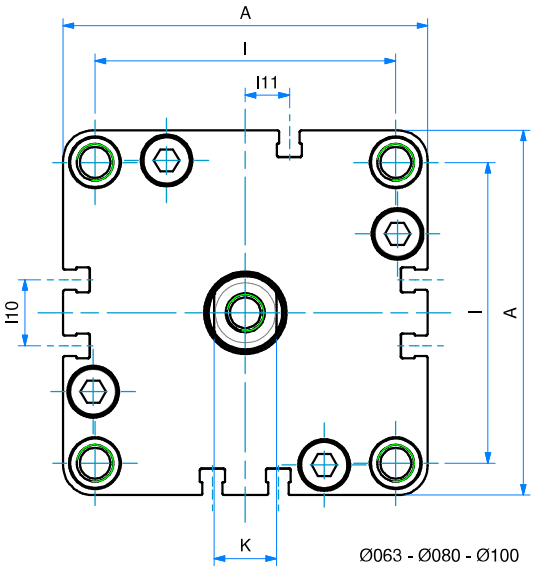

Ø063 - Ø080 - Ø100

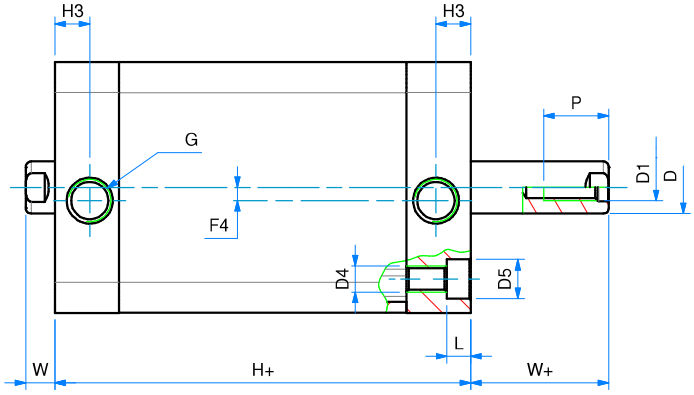

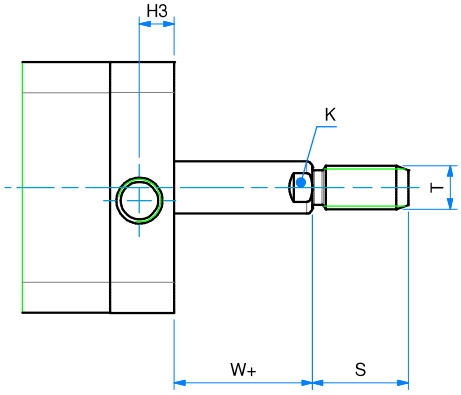

DOPPIO EFFETTO MAGNETICO STELO PASSANTE

DOUBLE ACTING MAGNETIC WITH DOUBLE ROD

DIMENSIONI - *DIMENSIONS*

ø	012	016	020	025	032	040	050	063	080	100
A	29	29	36	40	50	58	67	80	100	124
ø D	6	8	10	10	12	12	16	16	20	25
D1	M3	M4	M5	M5	M6	M6	M8	M8	M10	M12
D4	M4	M4	M5	M5	M6	M6	M8	M10	M10	M10
ø D5	6	6	7,5	7,5	9	9	10,5	13,5	13,5	13,5
F4	-	-	-	-	4	3	-	-	-	-
G	M5	M5	M5	M5	G1/8	G1/8	G1/8	G1/8	G1/8	G1/4
H+	38	38	38	39,5	44,5	45,5	45,5	50	56	66,5
H3	8	8	8	8	8	8	8	8	8,5	10,5
I	18	18	22	26	32	42	50	62	82	103
I10	-	-	-	-	-	-	12,5	14	18	35
I11	-	-	-	-	5	3	10,5	12	12	17,5
K	5	6	8	8	10	10	13	13	17	22
L	3,5	3,5	4,5	4,5	5,5	5,5	6,5	8,5	8,5	8,5
P	8	11	12	12	15	15	17	17	17	22
S	16	20	22	22	22	22	24	24	32	40
T	M6	M8	M10x1,25	M10x1,25	M10x1,25	M10x1,25	M12x1,25	M12x1,25	M16x1.5	M20x1.5
W	4,5	4,5	4,5	5,5	6	6,5	7,5	7,5	8	10
W+	4,5	4,5	4,5	5,5	6	6,5	7,5	7,5	8	10

+ = aggiungere lunghezza corsa (mm) - *add stroke length (mm)*

ø	CORSE STANDARD - *STANDARD STROKES*
012	5 - 10 - 15 - 20 - 25 - 30 - 40 - 50 - 60 - 70 - 75 - 80 - 90 - 100 - 125 - 160 - 200 - 250
016	5 - 10 - 15 - 20 - 25 - 30 - 40 - 50 - 60 - 70 - 75 - 80 - 90 - 100 - 125 - 160 - 200 - 250
020	5 - 10 - 15 - 20 - 25 - 30 - 40 - 50 - 60 - 70 - 75 - 80 - 90 - 100 - 125 - 160 - 200 - 250
025	5 - 10 - 15 - 20 - 25 - 30 - 40 - 50 - 60 - 70 - 75 - 80 - 90 - 100 - 125 - 160 - 200 - 250
032	5 - 10 - 15 - 20 - 25 - 30 - 40 - 50 - 60 - 70 - 75 - 80 - 90 - 100 - 125 - 160 - 200 - 250 - 300 - 350 - 400
040	5 - 10 - 15 - 20 - 25 - 30 - 40 - 50 - 60 - 70 - 75 - 80 - 90 - 100 - 125 - 160 - 200 - 250 - 300 - 350 - 400
050	5 - 10 - 15 - 20 - 25 - 30 - 40 - 50 - 60 - 70 - 75 - 80 - 90 - 100 - 125 - 160 - 200 - 250 - 300 - 350 - 400
063	5 - 10 - 15 - 20 - 25 - 30 - 40 - 50 - 60 - 70 - 75 - 80 - 90 - 100 - 125 - 160 - 200 - 250 - 300 - 350 - 400
080	5 - 10 - 15 - 20 - 25 - 30 - 40 - 50 - 60 - 70 - 75 - 80 - 90 - 100 - 125 - 160 - 200 - 250 - 300 - 350 - 400
100	5 - 10 - 15 - 20 - 25 - 30 - 40 - 50 - 60 - 70 - 75 - 80 - 90 - 100 - 125 - 160 - 200 - 250 - 300 - 350 - 400

DOPPIO EFFETTO MAGNETICO STELO PASSANTE ANTIROTAZIONE

DOUBLE ACTING MAGNETIC ANTI-ROTATION WITH DOUBLE ROD



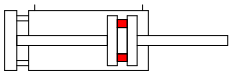

SERIE A

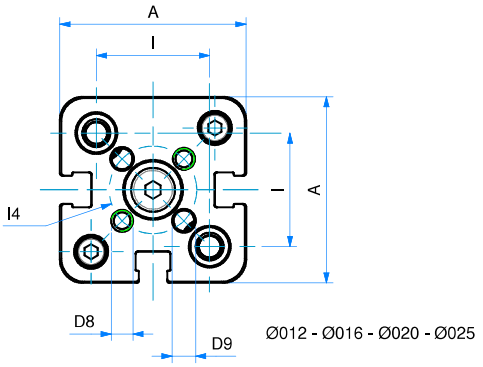

Ø012 - Ø016 - Ø020 - Ø025

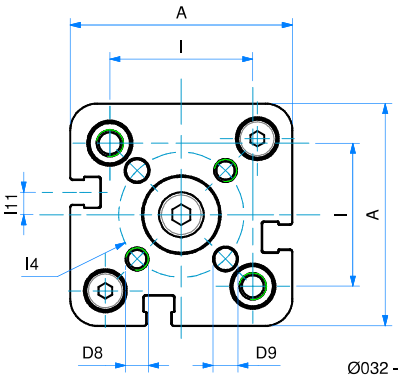

Ø032 - Ø040

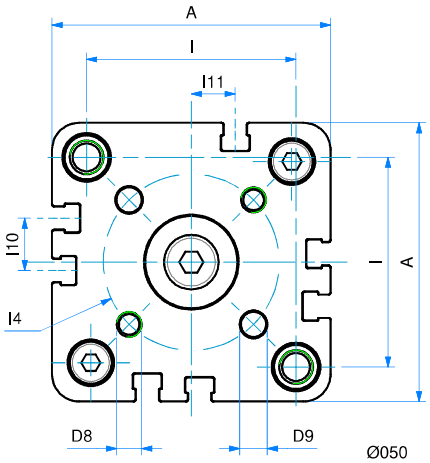

Ø050

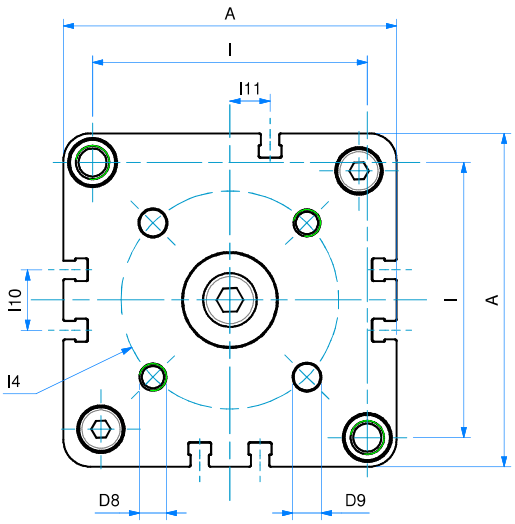

Ø063 - Ø080 - Ø100

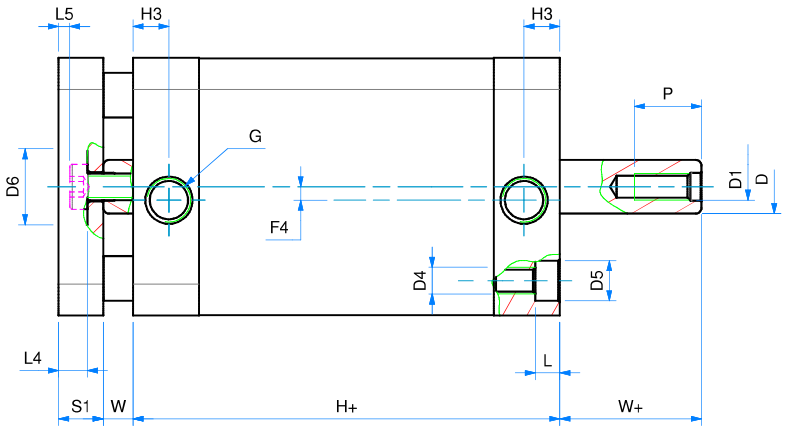

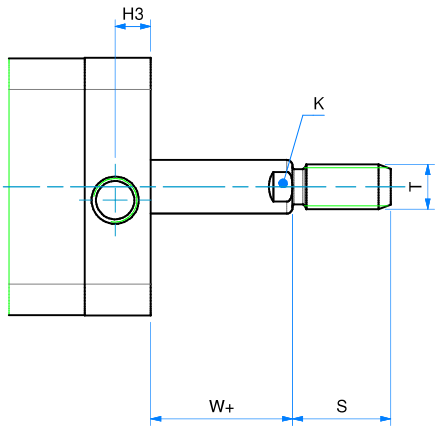

DOPPIO EFFETTO MAGNETICO STELO PASSANTE ANTIROTAZIONE

DOUBLE ACTING MAGNETIC ANTI-ROTATION WITH DOUBLE ROD

DIMENSIONI - *DIMENSIONS*

ø	016	020	025	032	040	050	063	080	100
A	29	36	40	50	58	67	80	100	124
ø D	8	10	10	12	12	16	16	20	25
D1	M4	M5	M5	M6	M6	M8	M8	M10	M12
D4	M4	M5	M5	M6	M6	M8	M10	M10	M10
ø D5	-	-	-	9	9	10,5	13,5	13,5	13,5
ø D6	9	11	14	17	17	22	22	28	30
ø D7	5	5	6	8	10	10	10	14	14
D8	M3	M4	M5	M5	M5	M6	M6	M8	M10
ø D9	3	4	5	5	5	6	6	8	10
F4	-	-	-	4	3	-	-	-	-
G	M5	M5	M5	G1/8	G1/8	G1/8	G1/8	G1/8	G1/4
H+	38	38	39,5	44,5	45,5	45,5	50	56	66,5
H3	8	8	8	8	8	8	8	8,5	10,5
I	18	22	26	32	42	50	62	82	103
I4	14	17	22	28	33	42	50	65	80
I10	-	-	-	-	-	12,5	14	18	35
I11	-	-	-	5	3	10,5	12	12	17,5
K	6	8	8	10	10	13	13	17	22
L	-	-	-	5,5	5,5	6,5	8,5	8,5	8,5
S	20	22	22	22	22	24	24	32	40
T	M8	M10x1,25	M10x1,25	M10x1,25	M10x1,25	M12x1,25	M12x1,25	M16x1,5	M20x1,5
P	11	12	12	15	15	17	17	17	22
W	4,5	4,5	5,5	6	6,5	7,5	7,5	8	10
W+	4,5	4,5	5,5	6	6,5	7,5	7,5	8	10
S1	6	8	8	10	10	12	12	14	14

+ = aggiungere lunghezza corsa (mm) - *add stroke length (mm)*

ø	CORSE STANDARD - *STANDARD STROKES*
016	5 - 10 - 15 - 20 - 25 - 30 - 40 - 50 - 60 - 70 - 75 - 80 - 90 - 100 - 125 - 160 - 200
020	5 - 10 - 15 - 20 - 25 - 30 - 40 - 50 - 60 - 70 - 75 - 80 - 90 - 100 - 125 - 160 - 200
025	5 - 10 - 15 - 20 - 25 - 30 - 40 - 50 - 60 - 70 - 75 - 80 - 90 - 100 - 125 - 160 - 200
032	5 - 10 - 15 - 20 - 25 - 30 - 40 - 50 - 60 - 70 - 75 - 80 - 90 - 100 - 125 - 160 - 200 - 250 - 300 - 350 - 400
040	5 - 10 - 15 - 20 - 25 - 30 - 40 - 50 - 60 - 70 - 75 - 80 - 90 - 100 - 125 - 160 - 200 - 250 - 300 - 350 - 400
050	5 - 10 - 15 - 20 - 25 - 30 - 40 - 50 - 60 - 70 - 75 - 80 - 90 - 100 - 125 - 160 - 200 - 250 - 300 - 350 - 400
063	5 - 10 - 15 - 20 - 25 - 30 - 40 - 50 - 60 - 70 - 75 - 80 - 90 - 100 - 125 - 160 - 200 - 250 - 300 - 350 - 400
080	5 - 10 - 15 - 20 - 25 - 30 - 40 - 50 - 60 - 70 - 75 - 80 - 90 - 100 - 125 - 160 - 200 - 250 - 300 - 350 - 400
100	5 - 10 - 15 - 20 - 25 - 30 - 40 - 50 - 60 - 70 - 75 - 80 - 90 - 100 - 125 - 160 - 200 - 250 - 300 - 350 - 400

ACCESSORI DI FISSAGGIO UNITOP

UNITOP MOUNTING PARTS

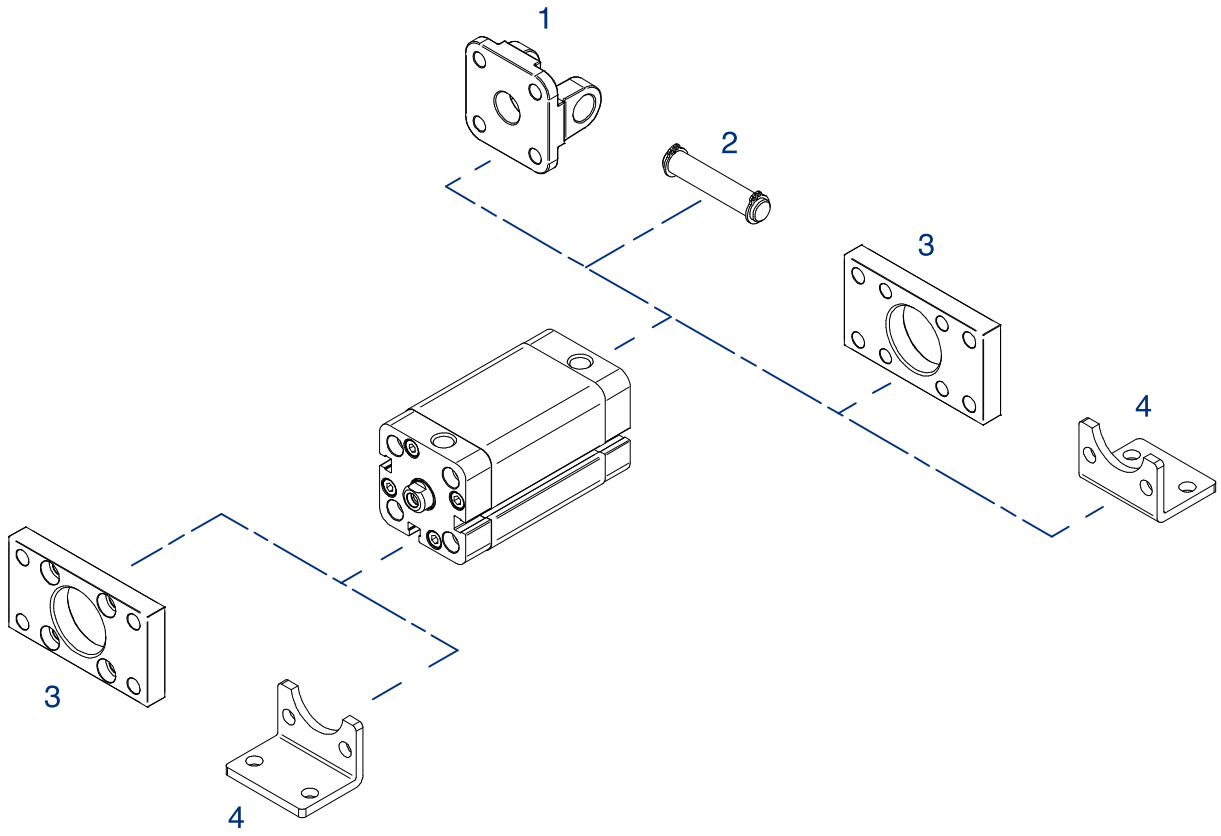

POS.	CODE	DESCRIZIONE - *DESCRIPTION*
1	**CFU---**	cerniera femmina unitop - *unitop female hinge*
2	**PCF---**	perno per cerniera - *pin for hinge*
3	**FU---**	flangia unitop - *unitop flange*
4	**PBU---**	piedino basso unitop - *unitop foot mounting*

Dimensioni accessori: vedi sezione SERIE W
Accessories dimensions: see SERIE W chapter